




























# Warley Road Academy English Curriculum Long Term Plan

## Year 6



Topics	Toffee Town (2 weeks) Ice Trap (5 weeks)	The Frozen Planet	Magnanimous Mountains	Crime and Punishment	The Blitz	Survival School
	Autumn term 1	Autumn term 2	Spring term 1	Spring term 2	Summer term 1	Summer term 2
Key Text						
Whole Class Guided Reading Y5 & Y6	 	 	 	 	 	
Storytime						
Reading for Pleasure Texts	Library Books					
Rhymes and Poems	'If' By Rudyard Kipling		'The Tyger' by William Blake		'I wondered lonely as a cloud' William Wordsworth	

<p><b>Non-Fiction Text</b></p>						
<p><b>Writing Text Type</b></p>	<p><b>Non-fiction</b> Information Text – Toffee Town – purpose to inform</p> <p><b>Fiction</b> Character description Setting Description- purpose to entertain</p>	<p><b>Non-fiction</b> Non-chronological Reports – to inform Biography – Inform</p> <p><b>Fiction</b> Diary Writing- to inform</p>	<p><b>Fiction</b> Banquo’s First-Person Narrative – to entertain Character description – to entertain Missing Chapter- Narrative (integrate dialogue)</p>	<p><b>Non-fiction</b> Letter to the Royal Court (To Persuade)</p> <p><b>Fiction</b> Diary Entry – Lady Mabeth (To entertain)</p>	<p><b>Non-fiction</b> Diary from an evacuee – To entertain WW2 Explanation Text – To explain Informal Letter – To inform Prediction</p>	<p><b>Speaking and Listening</b> Drama Performance – Year 6 End of Year Production.</p>
<p><b>Grammar and Punctuation</b></p>	<p>Expanded noun phrases Similes/ metaphors/personification Subordinate conjunctions in varied positions Relative clauses Cohesive devices: recap adverbials Colons to introduce a list Layout devices Range of cohesive devices</p>	<p>Expanded noun phrases Similes/ metaphors/personification Subordinate conjunctions in varied positions Relative clauses Colons to add further detail in a new clause Brackets/dashes for parenthesis Semi-colon to join related clauses Layout devices Range of cohesive devices</p>	<p>Passive voice to maintain impersonal tone Subordinate conjunctions in varied positions Semi-colon to join related clauses Similes/ metaphors/personification Range of cohesive devices</p>	<p>Passive voice to maintain impersonal tone Subjunctive form for formal structure Range of cohesive devices</p>	<p>Layout devices Range of cohesive devices Similes/ metaphors/personification Colons to introduce a list Bullet point for lists Semi-colons/ Colons to mark boundaries between clauses</p>	<p>Passive voice to maintain impersonal tone Range of cohesive devices Similes/ metaphors/personification</p>
<p><b>Spelling</b></p>	<p>fer – endings Recapping ing ed ie/ei</p>	<p>Homophones Year5/6 spellings Silent letters (b/c)</p>	<p>Silent letters (g/h/ k/n) Hyphens Able/ible/ibly/ably</p>	<p>ance/ancy ent/ency/ence/ ious cial/tial ough compound words</p>	<p><b>REVISION</b></p>	



WARLEY  
ROAD  
Academy